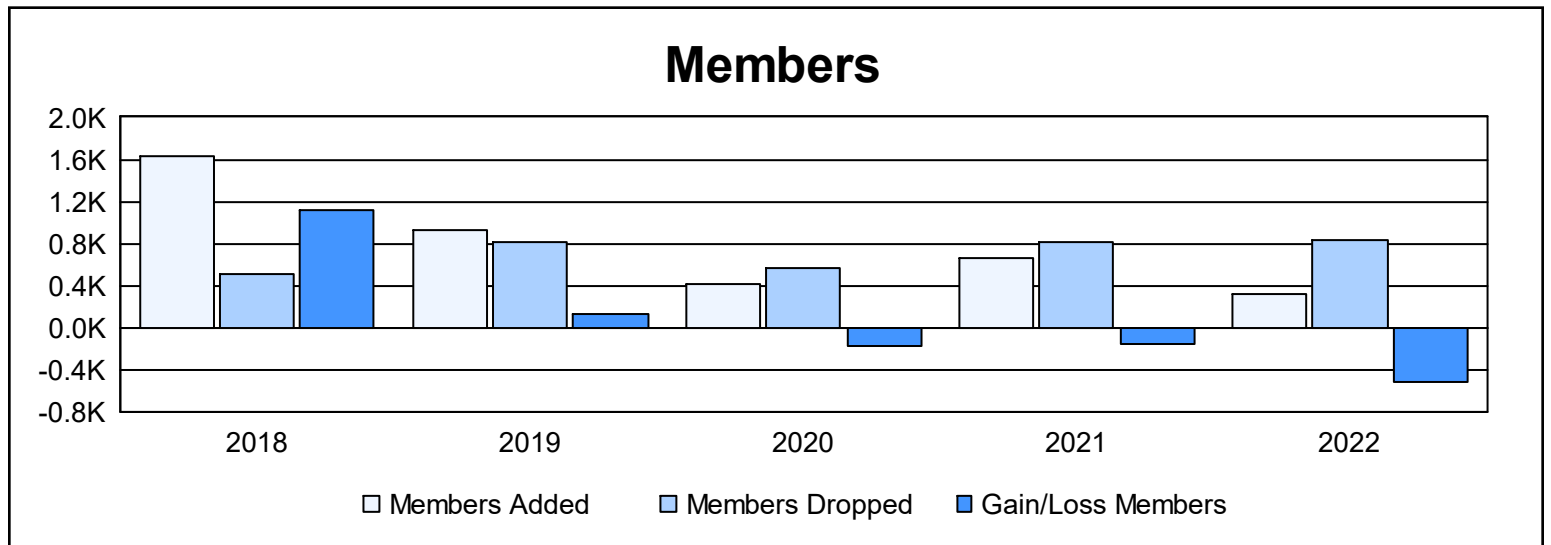
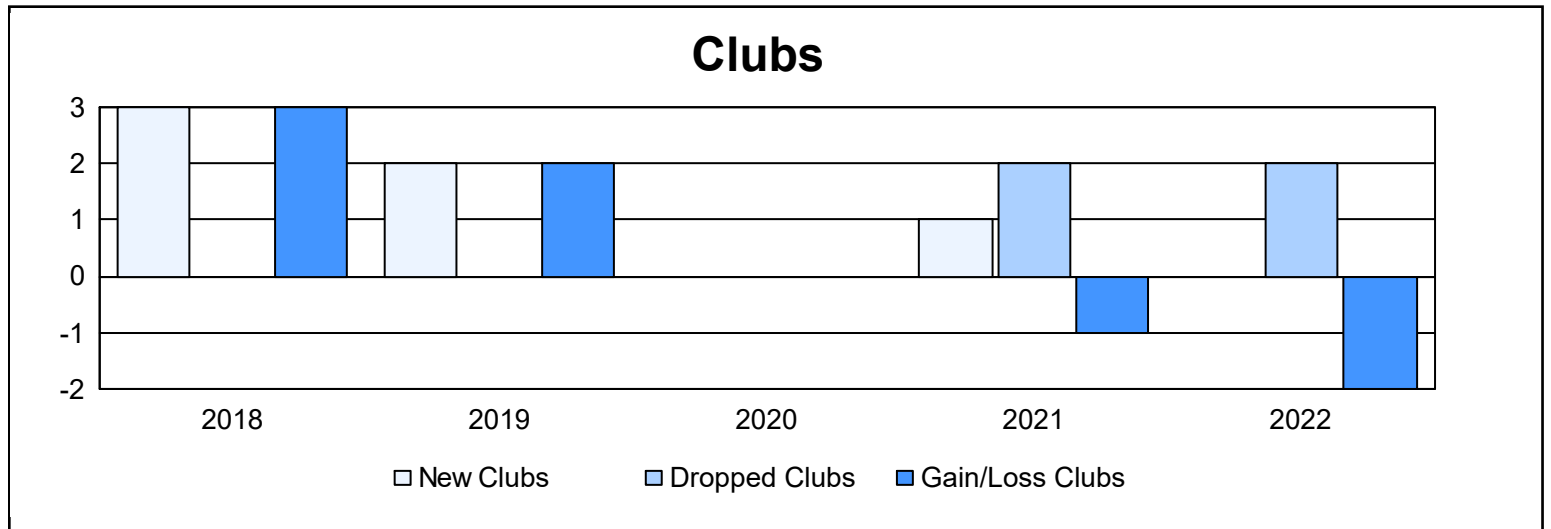
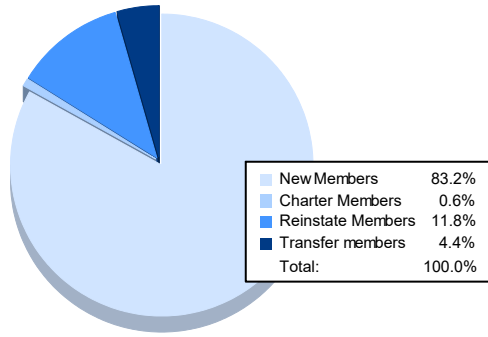


Year	New Clubs	Dropped Clubs	Gain/ Loss Clubs	New Members	Charter Members	Reinstate Members	Transfer Members	Total Member Added	Total Members Dropped	Gain/ Loss Members
2017-2018	3	0	3	1,496	96	29	6	1,627	508	1,119
2018-2019	2	0	2	789	88	42	12	931	806	125
2019-2020	0	0	0	356	3	34	11	404	573	-169
2020-2021	1	2	-1	536	42	52	30	660	810	-150
2021-2022	0	2	-2	267	2	38	14	321	835	-514
<b>Average</b>	<b>1</b>	<b>1</b>	<b>0</b>	<b>689</b>	<b>46</b>	<b>39</b>	<b>15</b>	<b>789</b>	<b>706</b>	<b>82</b>



### Membership Composition June 2022 Cumulative



### Gender Composition June 2022 Cumulative

